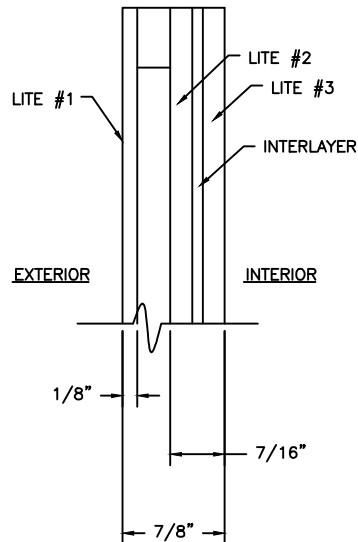
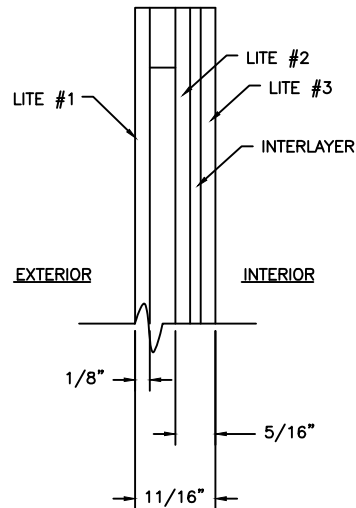


# Aluminum SH, HR, and HRP

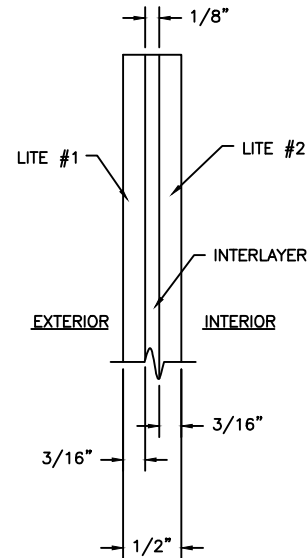
FWI 1000 Series  
Impact-Insulated  
Glass Pack  
SH +80/-100



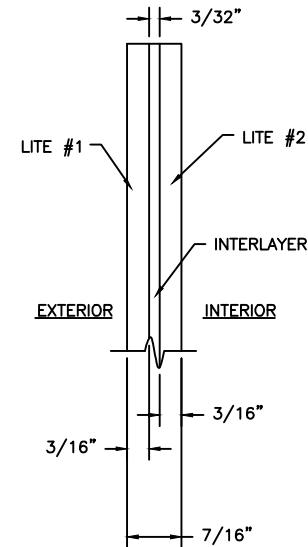
FWI 1000 Series  
Impact-Insulated  
Glass Pack  
SH +/-75  
HR + HRP +/-60



FWI 1000 Series  
Impact-Insulated  
Glass Pack  
SH +120/-150  
HR +HRP  
+100/-120



FWI 1000 Series  
Impact-Insulated  
Glass Pack  
SH +80/-100  
HR +/-80



FWI 1000 Series  
Impact-Insulated  
Glass Pack  
SH, HR, HRP  
+/-60

